

NATIONAL JUNIOR SWINE ASSOCIATION

# NJSA



Raising pigs.  
Raising kids.  
Raising our

*future!*

MEMBER PACKET

Home of the NJSA and *Seedstock EDGE*



[www.nationalswine.com](http://www.nationalswine.com)

Dear National Junior Swine Association Member,

Congratulations on becoming a member of the NJSA – one of the fastest growing and most exciting youth livestock organizations in the country! We have many great opportunities for you to gain knowledge, develop friendships and have fun in the NJSA!

The NJSA was formally established in 2000 for youth, ages 21 and under, who have an interest in the purebred Berkshire, Duroc, Hampshire, Landrace and Yorkshire breeds of swine. The organization offers young people an opportunity to become further involved and informed about the industry, while meeting other youth that have the same passion. Throughout the year, NJSA puts on numerous swine shows and leadership conferences, along with providing scholarship and internship opportunities, just to name a few.

NJSA has grown to over 13,000 members as of early 2016! We promote ethical values and practices in raising and showing hogs to our youth, along with maintaining and building the knowledge and experiences of past generations. You will not want to miss out on all of the leadership and involvement opportunities offered in the NJSA! NJSA past members speak about how much NJSA helped them find their closest friends and learn to open up and embrace who they are. Don't hold back from getting involved, you won't regret it!

NJSA is present at twelve different shows throughout the year, all over the country. The NJSA hosts three regional shows (Eastern Regional-Hamburg, NY; Southwest Regional-Woodward, OK; Western Regional-Paso Robles, CA), three national shows (The Exposition Junior National-Des Moines, IA; National Junior Summer Spectacular-Louisville, KY; The Winter National-Perry, GA) and partners with five other national swine shows (American Royal-Kansas City, MO; North American International Livestock Exposition-Louisville, KY; National Western Stock Show-Denver, CO; Ak-Sar-Ben-Omaha, NE; Arizona Junior Nationals-Phoenix, AZ). Various contests are conducted at NJSA shows, including Showmanship, Judging Contests, Skillathon, Prepared Speaking, Extemporaneous Speaking, Photography, Poster, and Scrapbook contests.

The NJSA also hosts one leadership conference throughout the year--the National Youth Leadership Conferences (ages 14-21). The National Youth Leadership Conference takes place in a different city each year and is a weekend-long conference focusing on leadership and the swine industry.

As members progress through the organization, there are different leadership opportunities that they can be involved with. The NJSA Junior Board of Directors is made up of twelve youth from across the country that travel to NJSA shows, assist with shows and leadership conferences, and serve as ambassadors to NJSA members and supporters. NJSA members can also become involved in the MVP (Mentoring Values People) program and serve as a mentor (older or more experienced NJSA members) or protégé (new or younger NJSA members). In addition, the NJSA awards over \$12,000 in scholarships each year to members of all ages. Furthermore, the National Swine Registry hires three college students to gain experience as interns for the three summer months each year.

The NJSA Handbook and your new member packet can be viewed online at [nationalswine.com/njsa](http://nationalswine.com/njsa). Click the NJSA Handbook to access this very important tool to aid in your NJSA experience. The Handbook contains all of the show rules and dates, contest details, and other important information for the year.

If you have any questions about the organization, membership, shows, events, etc., feel free to contact us anytime! We'd love to hear from you! We are always looking for new ways to improve our junior association. Your feedback will help us achieve that potential, so give us a call at 765.463.3594 or e-mail [baileyc@nationalswine.com](mailto:baileyc@nationalswine.com). We look forward to hearing from you!

Sincerely,

A handwritten signature in black ink that reads "Bailey Craft".

Bailey Craft | NSR Events & Education Manager

**DUROC • HAMPSHIRE • LANDRACE • YORKSHIRE**

2639 Yeager Road • West Lafayette, IN 47906  
Phone: 765.463.3594 • Fax: 765.497.2959

# Tips for winning the blue ribbon

By Terrel Buck

Picture this - you're in the holding pen, waiting for the judge to let you into the ring to show for champion showman. Are you confident that your pig will let you show to the best of your ability? Your pig is a major factor during showmanship, and the only way to be sure that your pig is ready for the challenge is to do your homework. Here are a few ideas that will help you prepare for when you step into the ring.

**Spend time with your showpigs.** Begin working with your showpigs when they weigh 80 to 90 pounds. Start walking the pigs in small groups. After they become comfortable with walking, begin walking them by themselves in an open field. Spend time brushing and rubbing your pig to calm it down. The more time you spend with your pig, the better it will perform on show day.

**Train your pig to show.** I'm sure everyone has heard the old sayings: "You perform like you practice" and "You reap what you sow." Well, the same applies to showpigs. Walk your pigs in an open area, and use the same commands and show stick as you would in the ring. Practice showing your pig to a tree or other object and pretend it's the judge. The practice you do at home isn't just for the pig, but also for you.

**Weigh your pig.** Find out the weight limit for your target show and begin planning early. Know how much your pig is gaining and how much it needs to gain to reach the ideal weight for your show. This tip is especially important for older showpigs that may exceed weight limits.

**Condition your pig's skin.** Wash your project regularly, especially if your pig is white. Many show supply companies carry

purple soaps that work well on white pigs. Use a soft-bristle brush when washing the pigs, as this creates less irritation to the skin.

Conditioners are very important to your pig's skin. At least two weeks prior to me show, begin applying conditioner daily to the pig's skin. Nearly every show supply company makes a product that will work effectively.

The most important thing you can do for your pig's skin is to provide a good, clean living environment. A clean environment will not only help with the skin condition, but it is vital for the pig's growth and freshness of appearance at the show.

**Clip your Showpig.** The secret to clipping is to make your show project look natural. When clipping, don't make obvious lines anywhere on its body. This makes the pig appear unnatural. Before clipping, check the show's rules and regulations. Make sure clipping rules don't exist. Do all of your clipping before you go to the show. This will reduce the pig's stress while at the show.

**Tips for show day.** Show day has arrived. You are appropriately dressed with a brush in your pocket. When the judge first sees your pig, it should be clean and well groomed. The judge's first look is the most important; therefore, it is essential that the pig moves at a slow pace, so the judge can effectively evaluate it.

After the judge has viewed the pig, take it to the other end of the ring, so your competitors

have the same opportunity for the judge to view their projects. When the entire class is in the ring, keep your pig 10 to

15 feet in front of the judge and moving at all times. Remember to anticipate where both the judge and your pig are going to be.

Everyone needs to pick a comfortable showmanship style. In most successful styles, the driver is close enough so that he or she can touch the pig with the pipe at all times.

Chances are you began showing because you wanted to have fun and win a ribbon. Now, many years later, your focus is on one thing-winning the blue ribbon.


I, too, strive to win, but I don't let that stop me from making friendships that will last a lifetime. I agree with Jennifer Shike, who once wrote, "Don't be afraid to make competition fun. It's so easy to get caught up in trying to win, that you forget why you're really in the ring. If you aren't out there because you love it, then you aren't out there for the right reason. I've always believed that the happiest people don't necessarily take home the blue ribbon."

Whether you are a beginner or a veteran, hopefully, this will help you. Remember, the key to success is hard work. If you are working hard and doing your homework prior to the show to get your pig ready, the awards you receive will mean more to you. On the other hand, if you aren't doing your homework, I suggest you get started. Your competitors already have.



## Ideal Duroc Features

To find out more about Duroc breed registration and show eligibility, visit [nationalswine.com](http://nationalswine.com).



1. Long, clean face
2. Drooping ears
3. Long, clean neck
4. Big, even toes
5. Wide based from front to rear
6. Square, expressively muscled top
7. Seven prominent, functional teats on each side that are well spaced
8. Long side with good rib shape
9. Durably constructed frame
10. Long, deep muscular through all portions of the ham
11. Hind legs that set down square with a flexible hock

# Duroc THE WORLD'S TERMINAL SIRE

Duroc sires are utilized most frequently as a Terminal/Paternal sire in a terminal cross-breeding program. They sire market pigs that excel in durability, growth, and muscle qualities attributes, and are competitive with other industry sires for carcass leanness and feed efficiency. Duroc boars are the predominate Terminal sire used in the world and provide 100% heterosis when mated to Yorkshire x Landrace F1 females. Some systems utilize a commercial parent stock female that is 25% Duroc to improve robustness and longevity in their sow herds.

## History of the Duroc Breed

Durocs are red pigs with drooping ears. They are the second most recorded breed of swine in the United States and a major breed in many other countries, especially as a terminal sire or in hybrids. Durocs can range from a very light golden, almost yellow color, to a very dark red color that approaches mahogany.

In 1812, early "Red Hogs" were bred in New York and New Jersey. They were large in size. Large litters and the ability to gain quickly were characteristics Durocs possessed from the beginning. The foundation that formed today's "Duroc" was comprised of Red Durocs from New York and Jersey Reds from New Jersey.

In 1823, a red boar from a litter of ten, whose parents were probably imported from England, was obtained by Isaac Frink of Milton in Saratoga County, New York, from Harry Kelsey. Kelsey owned a famous trotting stallion, Duroc, and Frink named his red boar in honor of the horse. This boar was known for his smoothness and carcass quality.

His progeny continued the Duroc name and many of them inherited his color, quick growth and maturity, deep body, broad ham and shoulder, and quiet disposition. The Duroc was smaller than the Jersey Red, with finer bones and better carcass quality. Beginning in the early 1860's, Durocs were made from a systematic blending of the two very different strains. This produced a moderate hog that was well suited for the finishing abilities of the Cornbelt farmer.

At the 1893 Chicago World's Fair, Durocs gained wide popularity at the first successful Duroc hog show. This was only the beginning of the Duroc popularity and success which continues today.

The first organization for the purpose of recording, improving, and promoting Red Hogs was the American Duroc-Jersey Association, established in 1883. No other breed of hogs made more progress, in terms of numbers recorded, over a period of years. As a result, numerous other recording organizations were formed to accommodate the growth. In 1934, all the groups were united to form one organization, named the United Duroc Swine Registry, for the sole purpose of recording and promoting the Duroc breed.

When the U.S. population moved westward, the Duroc and many noted breeders moved west as well. Most of the breed improvement after the formation took place in Ohio, Kentucky, Illinois, Indiana, Iowa and Nebraska. Durocs have become a sire of choice to the American farmer. The climb of the breed has been accelerated by many distinguished accomplishments in prolificness and longevity in the female line, lean gain efficiency, carcass yield, and product quality as a terminal sire. The purebred Duroc is distinguished for

breed potency in today's picture of swine improvement and holds forth inviting promise of future usefulness and value.

Durocs were identified as a superior genetic source for improving eating qualities of pork in the recent National Pork Producers Council Terminal Sire Line Evaluation. Their advantage in muscle quality combined with their well-established ability to grow fast has positioned the Duroc breed as an outstanding terminal sire choice.


## Duroc Breed Eligibility Requirements

Updated by the board of directors of the United Duroc Swine Registry – March, 2015

1. Duroc barrows or gilts exhibited as market animals:
  - a. Must be red in color and possess Duroc breed character. Ears must be down.
  - b. Must be ear notched within seven days of birth.
  - c. Must NOT have any white hair located on the animal.
  - d. Must NOT have any black hair located on the animal.
  - e. Must NOT have more than three black spots on the skin, and none of these spots can be larger than two inches in diameter.
  - f. Must NOT have any shading or indication of a belt.
  - g. Must have no evidence of an extra dewclaw.
  - h. Must be stress negative.
  - i. There are no underline requirements to exhibit Duroc barrows or gilts as market animals.
2. Duroc boars and gilts intended for breeding:
  - a. Must meet the above requirements (except item 1.i.), along with the following to be eligible for recording and exhibition in a breeding animal class:
    - i. The United Duroc Swine Registry (UDSR) will allow Durocs to be recorded with less than 12 teats. However, to be exhibited at breeding stock shows, Durocs must possess six or more functional teats on each side of the underline. Pin teats and inverted nipples are not considered functional.
    - ii. A boar must not have a physical defect (including but not limited to an adhered or tied penis, limp penis, infantile penis and coiling of the penis in the diverticulum), which would hinder proper delivery of semen, and the boar must extend his penis without physical manipulation excluding the expression of the sheath fluid; if a boar cannot meet the above requirements, his pedigree will be canceled.

## Ideal Hampshire Features

To find out more about Hampshire breed registration and show eligibility, visit [nationalswine.com](http://nationalswine.com).



1. Wide forehead and good width between eyes

2. Upright ears

3. Long neck

4. Slope and cushion to pasterns with even toes and a large foot (front and rear)

5. Long, lean, semi-level top line

6. Wide chest floor with uniform width from front to rear. Forerib with more width at bottom of rib than at the point of shoulder.

7. At least 12 evenly spaced, prominent teats (six on a side minimum); three in front of sheath on boars.)

8. Long, level rump with a high tail

9. Length, depth and natural width of ham. Muscle appropriate to the width of skeleton.

# hampshire AMERICA'S MEAT & MUSCLE SIRE

When used as a terminal sire, Hampshires offer the most effective method to increase primal yield, which leads to an increased premium in packer grids. When incorporated into a commercial sow base. Hampshires have a proven record of increased durability and robustness, while contributing to superior carcass composition of the commercial market hog.

## History of the Hampshire Breed

Hampshire hogs are black with a white belt. They have erect ears. The belt is a strip of white across the shoulders that covers the front legs around the body. The Hampshire, which is a heavily muscled, lean meat breed, is the fourth most recorded breed of the pigs in the United States.

The Hampshire breed is possibly the oldest, early-American breed of hogs in existence today. The Hampshire hog as we know it today, originated in southern Scotland and Northern England. These pigs were known as the "Old English Breed". They were noted and criticized for their large size, as pigs were commonly killed at 125 pounds liveweight. However, they were admired for their proficiency, hardy vigor, foraging ability and outstanding carcass qualities.

Hampshire pigs were imported into America between 1825 and 1835 from Hampshire County in England. Some of the first importations were also known as the McKay hog because a man by that name was thought to have imported these hogs from England to America.

Most of the offspring of these early importations went to Kentucky where the breed had most of its early development. The common name for these hogs were "Thin Rinds" because their skin was thinner than that of most hogs. The hogs in this area became rather popular due to their hardiness, vigor, prolificacy and foraging characteristics. Butchers from Ohio traveled yearly into Kentucky to contract ahead for these belted hogs at a premium price. These original desirable traits have been further developed within the Hampshire breed, causing steady growth in popularity and demand.

In May of 1893, a small group of Kentucky farmers met in Erlanger, Ky., to form the first record association in order to keep the blood pure in these black hogs with a white belt. The first record association was called the American Thin Rind Association.

This belted hog had various other names in those days, including McGee hog, McKay, Saddleback and Ring Middle. Because this hog was known by so many different names, the name was changed in 1904 to the American Hampshire Record Association.

In 1907, the organization in Kentucky was discontinued. At that time, they adopted American Hampshire Swine Record Association as their name. The name was shortened to Hampshire Swine Record Association in 1922 and in 1939, the name Hampshire Swine Registry was adopted.

Between 1910 and 1920, Hampshires were a big hit in the Corn Belt. During the 1920's the breed continued to grow in numbers and in favor. The greatest popularity of the Hampshires did not come until after 1930. Since that time they have been very popular and have sold for high prices, as their genetic value has been documented.

Through the years, Hampshires that are still being produced, are productive, lean, durable, profitable, and popular on dinner tables. They are the leader in lean muscle with good carcass quality, minimal amounts of backfat and large loin eyes. Boars are more aggressive now than in recent years. Hampshire females have gained a reputation among many commercial hogmen as great mothers. These females

are excellent pig raisers and have extra longevity in the sow herd. They have passed the test in confinement.

This black animal with the distinct and unique white belt is still known universally as "The Mark of a Meat Hog". Their ability to sire winning carcasses is unequalled and they continue to set the standard by which all other terminal sires are evaluated.


## Hampshire Breed Eligibility Requirements

Updated by the board of directors of the Hampshire Swine Registry – March, 2016

1. Hampshire barrows or gilts exhibited as market animals:
  - a. Must be black in color with a white belt starting on the front leg. The belt may partially or totally encircle the body. Animal is eligible if it has a black head and the body is totally white.
  - b. Must possess Hampshire breed character (ears must be erect and not rounded).
  - c. Must be ear notched within seven days of birth.
  - d. Must NOT have any white hair or indications of streaking on the forehead.
  - e. Must NOT have any red hair.
  - f. Must NOT have any evidence of an extra dewclaw.
  - g. Must be stress negative.
  - h. There are no underline requirements to exhibit Hampshire barrows or gilts as market animals.
2. Hampshire boars and gilts intended for breeding:
  - a. Must meet the above requirements (except item 1.a.), along with the following to be eligible for recording and exhibition in a breeding animal class:
    - i. Black in color with a white belt totally encircling the body, including both front legs and feet.
    - ii. Animal can have white on its nose as long as the white does not break the rim of the nose, and when its mouth is closed, the white under the chin can NOT exceed what a U.S. minted quarter will cover.
    - iii. White is allowed on the rear legs as long as it does NOT extend above the tuber calis bone (knob of the hock).
    - iv. Hampshire swine classified as off-belts may be used for breeding purposes, with offspring eligible for registration with the NSR. Off-belts will continue to be eligible to be shown in market hog classes, but will not be eligible for exhibition in breeding swine shows. This policy is retro-active and will allow litters to be registered that were not eligible previously, due to the Hampshire Swine Registry off-belt requirements.
  - v. Hampshire breeding animals may be recorded with less than 12 teats. However, to be exhibited at breeding stock shows, Hampshires must possess six or more functional teats on each side of the underline. Pin teats and inverted nipples are not considered functional.

## Ideal Landrace Features

To find out more about Landrace breed registration and show eligibility, visit [nationalswine.com](http://nationalswine.com).



1. Ears droop and slant forward
2. Long, clean face
3. Long, clean neck
4. Big, even toes
5. Wide based from front to rear
6. Long, lean, well-shaped top
7. Seven functional teats on each side that are well spaced and prominent
8. Long side with good rib shape
9. Good hip structure with long, developed muscle
10. Hind legs that set down square with a flexible hock



# Landrace THE WORLD'S MATERNAL BREED

Landrace are utilized as Grandparents (GP) in the production of F1 parent stock females that are utilized in a terminal crossbreeding program. They excel in litter size, birth and weaning weight, rebreeding interval, durability and longevity. They produce F1 females that exhibit 100% maternal heterosis when mated to a Yorkshire.

## History of the Landrace Breed

Landrace are white in color. Their ears droop and slant forward with its top edges nearly parallel to the bridge of a straight nose. Landrace, which are noted for their ability to farrow and raise large litters, are the fifth most recorded breed of swine in the United States.

The American Landrace descended from the Danish Landrace that originated in 1895. At that time the large white hog was brought from England and crossed with the native swine. After that infusion, the Landrace was developed and improved by selection and testing. It was mainly through the use of Landrace that Denmark became the chief bacon-exporting country. To protect this position, Denmark refused to export purebred Landrace breeding stock for many years.

In the early 1930s the United States Department of Agriculture entered into an agreement with the Ministry of Foreign Affairs in Denmark for the purchase of 24 Danish Landrace. This stock was to be used for swine research studies at agricultural experiment stations, with the stipulation that this breed would not be propagated as a pure breed for commercial use.

During the 15 years following the original importation, Landrace were used in numerous comparisons with American breeds. As a result of this work, four new breeds have been registered by the Inbred Livestock Registry Association.

In May of 1949, the USDA petitioned the Ministry of Foreign Affairs of Denmark to release its restrictions on the propagation of purebred Landrace in the United States. This request was granted, and the American Landrace Association was formed in 1950 to register and promote the sale of purebred breeding stock.

Following the removal of restrictions on commercial use of Danish Landrace, the importations of Norwegian and Swedish breeding stock provided the outcrosses necessary for the expansion and development of the American Landrace breed of today. More than 700,000 offspring have been registered from the parent stock.

The Landrace breed is promoted on its ability to cross well with other breeds. As well Landrace are known for their length of body, high percentage of carcass weight in the ham and loin, and ideal amount of finish. Landrace are prolific sows that farrow large pigs and which are exceptionally heavy milkers. These traits have designated the Landrace breed as "America's Sowherd".

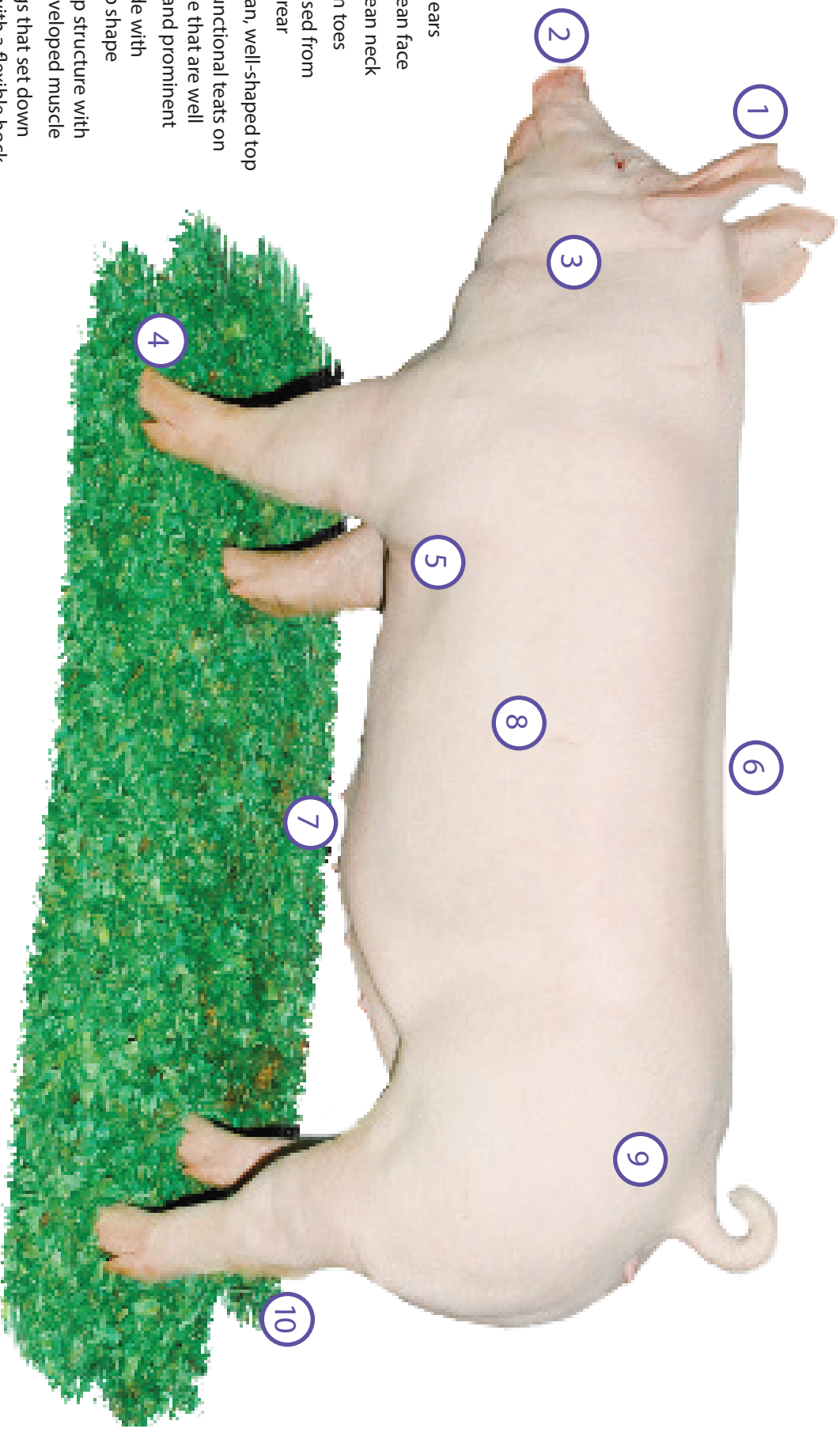
## Landrace Breed Eligibility Requirements

Updated by the board of directors of the American Landrace Association – March, 2015

1. Landrace barrows and gilts exhibited as market animals:
  - a. Must be white in color and possess Landrace breed character (ears must be down). Refer to ideal Landrace photo.
  - b. Must be ear notched within seven days of birth.
  - c. Must NOT allow any color hair other than white.
  - d. Must NOT allow more than three spots of skin pigmentation.
  - e. Must NOT allow any spot of skin pigmentation larger than one U.S. minted quarter.
  - f. Must have no evidence of an extra dewclaw.
  - g. Must be stress negative.
  - h. Must not have hernia or rupture – both scrotal and abdominal.
  - i. Must not have hermaphroditism.
  - j. Must not have cryptorchidism.
  - k. Barrows must not have one testicle or any pronounced abdominal condition of the testicles.
  - l. Must have at least six functional udder sections on each side of the underline. Pin teats and inverted nipples are not considered functional.
2. Landrace boars and gilts intended for breeding:
  - a. Must meet the above requirements along with the following to be eligible for recording and exhibition in a breeding animal class:
    - i. A boar must not have a physical defect (including but not limited to an adhered or tied penis, limp penis, infantile penis and coiling of the penis in the diverticulum), which would hinder proper delivery of semen, and the boar must extend his penis without physical manipulation excluding the expression of the sheath fluid; if a boar cannot meet the above requirements, his pedigree will be canceled.

## Ideal yorkshire Features

To find out more about Yorkshire breed registration and show eligibility, visit [nationalswine.com](http://nationalswine.com).



1. Upright ears
2. Long, clean face
3. Long, clean neck
4. Big, even toes
5. Wide based from front to rear
6. Long, lean, well-shaped top
7. Seven functional teats on each side that are well spaced and prominent
8. Long side with good rib shape
9. Good hip structure with long, developed muscle
10. Hind legs that set down square with a flexible hock

# Yorkshire AMERICA'S MATERNAL BREED

Yorkshire boars and gilts are utilized as Grandparents (GP) in the production of F1 parent stock females that are utilized in a terminal crossbreeding program. They are called "The Mother Breed" and excel in litter size, birth and weaning weight, rebreeding interval, durability and longevity. They produce F1 females that exhibit 100% maternal heterosis when mated to a Landrace.

## History of the Yorkshire Breed

Yorkshires are white in color and have erect ears. They are the most recorded breed of swine in the United States and in Canada. They are found in almost every state, with the highest populations being in Illinois, Indiana, Iowa, Nebraska and Ohio. The modern Yorkshire is very muscular, with a high proportion of lean meat and low backfat, in addition to being very sound and durable.

The Yorkshire breed was developed in England in the county of York. Later the name was changed to "English Large White" but it is known as Yorkshire throughout most of the rest of the world. There are three types of hogs referred to as the Yorkshire: the large, the middle and the small types. Only the large type has ever gained any prominence in the United States.

In 1761, Robert Bakewell became interested in a local tribe of hogs known as the Leicestershire breed and he molded them into a large, useful hog that became popular in England. It is very likely that some, if not most, of the best Yorkshire hogs today came from these hogs.

The first Yorkshires in the United States were brought into Ohio around 1830.

The Yorkshire breed experienced many ups and downs over the years. In the early 1920's, the Morrell Packing Company of Ottumwa, Iowa, and the Hormel Packing Company of Austin, Minnesota, tried to promote Yorkshires to farmers around the area. This was following World War I and the market for lard was vanishing. They failed to gain popularity with farmers due to their slow growth rate and short, pugged noses.

The favor of farmers with the Yorkshires didn't come until the importation of many English Large Whites from the British Isles. Farmers realized what they could do for them and soon started to accept Yorkshire breeding stock. Mothering ability, larger litters, more length, more scale and frame were in such demand that many producers were ready to try Yorkshires again, and this time they were successful.

In the late 1940's there was a period of rapid breed expansion. A large percentage of Yorkshires were brought in from Canada where the breed had been the most popular breed because of its ability to produce the kind of carcass that was in demand in that country. Yorkshires were also being imported from England where they were known for having greater substance, ruggedness, and scale. By selection, and the use of the imported pigs, they met the needs of the pork producer and the demands of the market in this country.

Today, Yorkshires are productive, yet more performance oriented and more durable than ever. The goal of the Yorkshire breed is to be a source of durable mother lines that can contribute to longevity and carcass merit.

Yorkshire breeders have led the industry in utilization of the "STAGES™" genetic evaluation program. From 1990-2006, Yorkshire breeders submitted over 440,000 growth and backfat records and over 320,000 sow productivity records. This represents the largest source of documented performance records in the world.

The American Yorkshire Club was organized on April 1, 1893, in Minneapolis, Minnesota. The office was first in St. Paul, Minnesota, and was moved to Valparaiso, Indiana in 1948. The first club was a stock company. In 1948, the American Yorkshire Club was reorganized and became a membership organization.

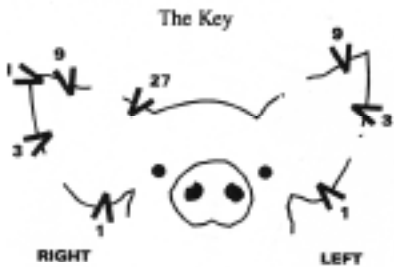
## Yorkshire Breed Eligibility Requirements

Updated by the board of directors of the American Yorkshire Club – March, 2015

1. Yorkshire barrows or gilts exhibited as market animals:
  - a. Must be white in color and possess York-shire breed character (ears must be erect).
  - b. Must be ear notched within seven days of birth.
  - c. Must NOT have any color hair except for white.
  - d. Must NOT have more than two pigmentation spots larger than a U.S. minted dime or one pigmentation spot larger than a U.S. minted quarter. These pigmentation spots (combined) can NOT exceed a U.S. minted silver dollar.
  - e. Must have no evidence of an extra dewclaw.
  - f. Must be stress negative.
  - g. There are no underline requirements to record and exhibit Yorkshire barrows or gilts as market animals.
2. Yorkshire boars and gilts intended for breeding:
  - a. Must meet the above requirements (except item 1.g.), along with the following to be eligible for recording and exhibition in a breeding animal class:
    - i. Must possess six or more functional teats on each side of the underline to be recorded and exhibited. Pin teats and inverted nipples are not considered functional.
    - ii. A boar must not have a physical defect (including but not limited to an adhered or tied penis, limp penis, infantile penis and coiling of the penis in the diverticulum), which would hinder proper delivery of semen, and the boar must extend his penis without physical manipulation excluding the expression of the sheath fluid; if a boar cannot meet the above requirements, his pedigree will be canceled.

# UNIVERSAL EAR-NOTCHING SYSTEM

## Ear-Notching System



The Key

Litter Mark: Right ear is used for litter mark and all pigs in same litter must have the same ear notches in the ear. Right ear is on pigs own right.

Individual Pig Marks: Left ear is used for notches to show individual pig number in the litter. Each pig will have different notches in this ear.

Notches are shown on this page for 149 litters. You can mark up to 161 litters with this system. Litter number and notches for that number are shown in each square.

Right ear - Litter number  
Left ear - Pig number

1	20	39	58	77	96	114	132			
2	21	40	59	78	97	115	133			
3	22	41	60	79	98	116	134			
4	23	42	61	80	99	117	135			
5	24	43	62	81	100	118	136			
6	25	44	63	82	101	119	137			
7	26	45	64	83	102	120	138			
8	27	46	65	84	103	121	139			
9	28	47	66	85	104	122	140			
10	29	48	67	86	105	123	141			
11	30	49	68	87	106	124	142			
12	31	50	69	88	107	125	143			
13	32	51	70	89	108	126	144			
14	33	52	71	90	109	127	145			
15	34	53	72	91	110	128	146			
16	35	54	73	92	111	129	147			
17	36	55	74	93	112	130	148			
18	37	56	75	94	113	131	149			
19	38	57	76	95	<b>Individual Pig Notches</b>					
								1	6	11
								2	7	12
								3	8	13
								4	9	14
								5	10	15





# Transfer Form

2639 Yeager Rd., West Lafayette, IN 47906

Phone: 765.463.3594 • Fax: 765.497.2959

EN: \_\_\_\_\_ Sex: \_\_\_\_\_ Breed: \_\_\_\_\_ Reg. #: \_\_\_\_\_ Sale Date: \_\_\_\_\_

Buyer's Name: \_\_\_\_\_ Breeder #: \_\_\_\_\_

Address: \_\_\_\_\_

City: \_\_\_\_\_ State: \_\_\_\_\_ Zip: \_\_\_\_\_

Bred sow bred to: \_\_\_\_\_ Reg. #: \_\_\_\_\_ Date Bred: \_\_\_\_\_

EN: \_\_\_\_\_ Sex: \_\_\_\_\_ Breed: \_\_\_\_\_ Reg. #: \_\_\_\_\_ Sale Date: \_\_\_\_\_

Buyer's Name: \_\_\_\_\_ Breeder #: \_\_\_\_\_

Address: \_\_\_\_\_

City: \_\_\_\_\_ State: \_\_\_\_\_ Zip: \_\_\_\_\_

Bred sow bred to: \_\_\_\_\_ Reg. #: \_\_\_\_\_ Date Bred: \_\_\_\_\_

EN: \_\_\_\_\_ Sex: \_\_\_\_\_ Breed: \_\_\_\_\_ Reg. #: \_\_\_\_\_ Sale Date: \_\_\_\_\_

Buyer's Name: \_\_\_\_\_ Breeder #: \_\_\_\_\_

Address: \_\_\_\_\_

City: \_\_\_\_\_ State: \_\_\_\_\_ Zip: \_\_\_\_\_

Bred sow bred to: \_\_\_\_\_ Reg. #: \_\_\_\_\_ Date Bred: \_\_\_\_\_

EN: \_\_\_\_\_ Sex: \_\_\_\_\_ Breed: \_\_\_\_\_ Reg. #: \_\_\_\_\_ Sale Date: \_\_\_\_\_

Buyer's Name: \_\_\_\_\_ Breeder #: \_\_\_\_\_

Address: \_\_\_\_\_

City: \_\_\_\_\_ State: \_\_\_\_\_ Zip: \_\_\_\_\_

Bred sow bred to: \_\_\_\_\_ Reg. #: \_\_\_\_\_ Date Bred: \_\_\_\_\_

EN: \_\_\_\_\_ Sex: \_\_\_\_\_ Breed: \_\_\_\_\_ Reg. #: \_\_\_\_\_ Sale Date: \_\_\_\_\_

Buyer's Name: \_\_\_\_\_ Breeder #: \_\_\_\_\_

Address: \_\_\_\_\_

City: \_\_\_\_\_ State: \_\_\_\_\_ Zip: \_\_\_\_\_

Bred sow bred to: \_\_\_\_\_ Reg. #: \_\_\_\_\_ Date Bred: \_\_\_\_\_

**Signature of Seller:** \_\_\_\_\_ **Seller's Breeder #:** \_\_\_\_\_



any closer and you'd be

# RINGSIDE



## DON'T MISS ONE ISSUE!

Seedstock EDGE is the premier publication of the purebred swine industry.

Subscribe or renew online at [NATIONALSWINE.COM](http://NATIONALSWINE.COM)!

New subscription

\$25 One Year (U.S.)

Renewal

\$60 One Year First Class (U.S.)

\$60 Three Years (U.S.)

Please allow 8-10 weeks for the first issue.

\$150 One Year (Foreign & Canada)

SUBSCRIBER NAME/FARM

**Seedstock**  
**EDGE**  
magazine

ADDRESS

CITY

STATE

ZIP

PHONE #

EMAIL

### PAYMENT INFORMATION

→ All fields in red are required to process credit cards

CHECK

CREDIT CARD

Return with payment to:  
NATIONAL SWINE REGISTRY  
2639 Yeager Road  
West Lafayette, IN 47906

NAME ON CARD

Check one



CARD #

3-DIGIT SECURITY CODE  
(back of card)

EXP. DATE

\$

TOTAL AMOUNT ENCLOSED